

# LED TRI-PROOF LIGHT

C Series Specification sheet



CE    IP66 IK10



## PRODUCT DESCRIPTION

**Fulton** Tri-proof light is usually used in environment which require water-proof ,dust-proof ,corrosion-proof lighting ,such as shopping mall , warehouse and other indoor places . The lamp features with smooth surface , no dust deposition ,can be ceiling mounted or suspending mounted.

## FEATURES:

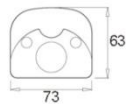

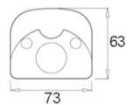

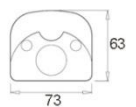

- Water-proof design without adhesive, so there is no water leakage caused by adhesive aging , Convenient to disassemble;
- Light panel and PSU adopt modular design, connected via terminals, easy and convenient to Maintain, no need of soldering;
- Energy saving and eco-friendly, no IR or UV, no mercury contamination , RoHS compliant;
- High transmittance PC cover transmit soft light + small power LEDs, high light efficiency, uniform Light; No dark spot;
- High efficient heat dissipation, LEDs and power supply with low temperature rise, high stability under Continuous working;
- Can be switched on/off frequently, good color rendering performance. Compact appearance, novel design style, easy to install and transport;

## APPLICATIONS:

Car Washes/Food processing  
 Gas Station/Laboratories  
 Industrial Facilities  
 Refrigeration/Freezers  
 Parking Garage/Utility  
 Warehouse/Supermarket  
 Chicken farm / Cattle farm



## Dimensions(mm)



**Standard**



**IK10** **IP66**  
IMPACT PROTECTION OUTDOOR RATED



**Technical specifications (Ta=25 °C) GWIT test 650 °C**

Model	FLT-TP-20L6	FLT-TP-40L12	FLT-TP-60L15
Length	60 cm (2 feet)	120cm (4 feet)	150cm (5 feet)
Power	20 W	40 W	60 W
Weight	0.75 KG	1.5 KG	1.8 KG
Cover	Diffusion		
Energy Efficiency Class	A+		
Electrical Protection	Class I		
Color	3000K / 4000K / 5000K / 6000K		
CRI	>80		
Rated luminous Flux(lm)	2000-2200	4000-4400	6000-6600
Driver	FULTON / OSRAM		
Input Voltage	200~240V AC 50/60Hz		
Power Factor	≥0.92		
THD	≤20%		
Beam angle	120°		
Average Lifespan Ta25 °C	>50,000 hours		
Warranty	3 years(for FULTON driver) / 5 years(for OSRAM driver)		
Operating Temperature	-20 °C ~ +45 °C		
IP Rating	IP66		
Standard	CE、RoHS、D-MARK、WEEE、IK10		

\*Note: 1) 3000K comes up with lower lumen. 2) Luminous Flux tolerance ±5%. 3) The above data are tested by Fulton instruments.

\*Please contact your Fulton representative to order products that don't have order codes listed here or any info required

\*Due to continuing product improvements, Fulton Lighting reserves the right to change the specifications without notice.

## Microwave induction



**IK10** **IP66**  
IMPACT PROTECTION OUTDOOR RATED



**IP66**

**IK10**

Technical specifications (Ta=25 °C) GWIT test 650 °C

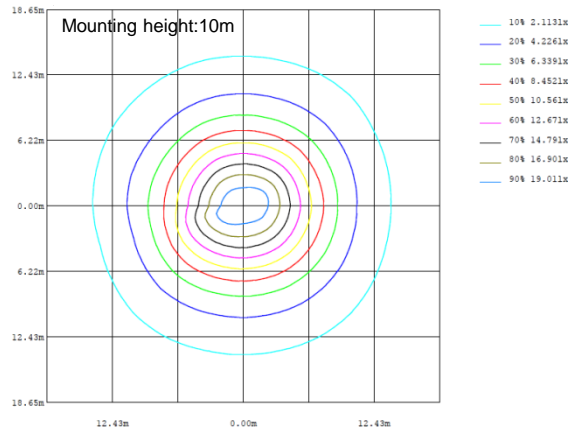
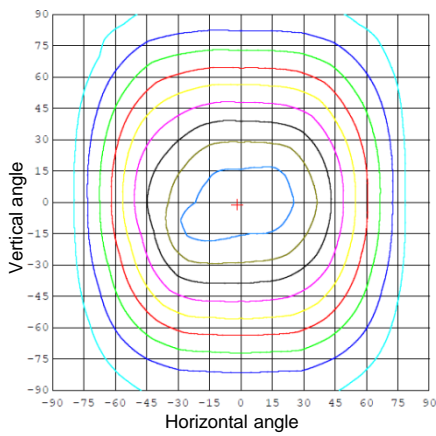
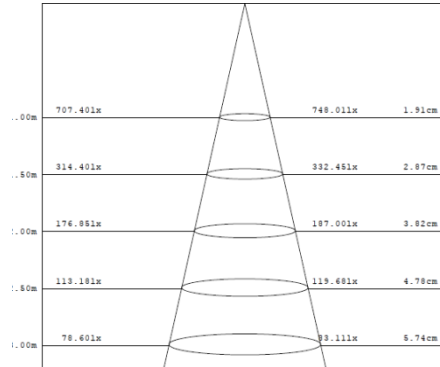
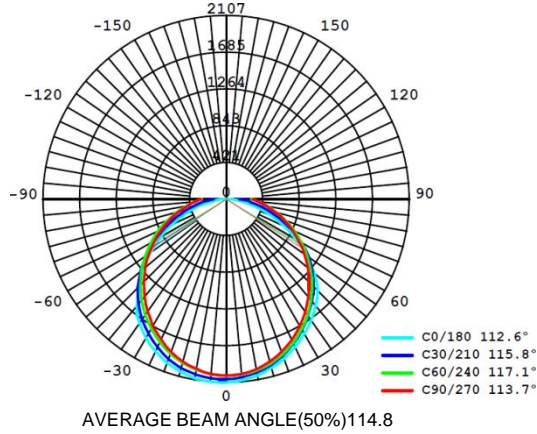
Model	FLT-TP-20L6	FLT-TP-40L12	FLT-TP-60L15
Length	60 cm (2 feet)	120cm (4 feet)	150cm (5 feet)
Power	20 W	40 W	60 W
Weight	0.75 KG	1.5 KG	1.8 KG
Cover	Diffusion		
Energy Efficiency Class	A+		
Electrical Protection	Class I		
Color	3000K / 4000K / 5000K / 6000K		
CRI	>80		
Rated luminous Flux(lm)	2000-2200	4000-4400	6000-6600
Input Voltage	200~240V AC 50/60Hz		
Detection sensor	HAISEN		
Microwave frequency	5.8GHz±75MHz		
Detection sensitivity(area)	50%/100%		
Hold time	5s/60s/3min/10min		
Daylight threshold	30lux/Disable		
Mounting height	6-15m		
Detection angle	30 ° - 150°		
Motion detection	0.5 ~ 3 m/s		
Power Factor	≥0.92		
THD	≤20%		
Beam angle	120°		
Average Lifespan Ta25°C	>50,000 hours		
Warranty	3 years		
Operating Temperature	-20°C~+45°C		
IP Rating	IP66		
Standard	CE, RoHS, D-MARK, WEEE, IK10		

\*Please contact your Fulton representative to order products that don't have order codes listed here or any info required

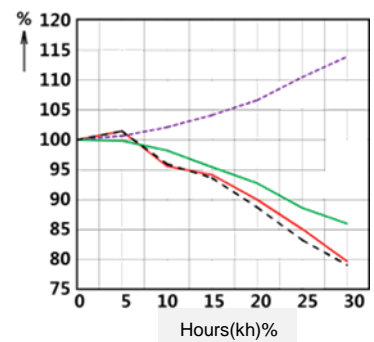
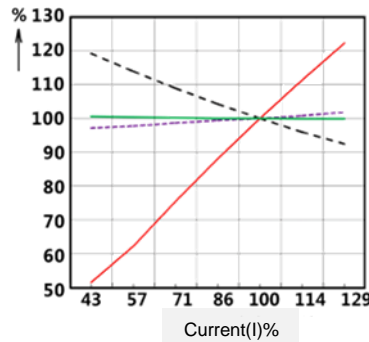
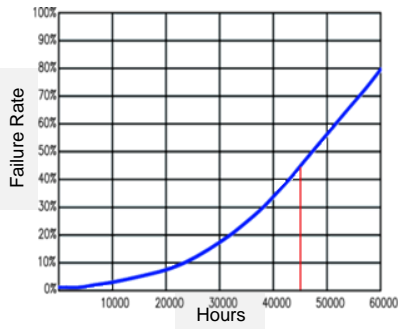
\*Due to continuing product improvements, Fulton Lighting reserves the right to change the specifications without notice.

# LED Tri-proof light



## Photometric Diagram



## Lifetime + Sustainability



— Luminous Efficacy   
 - - Rated Luminous Flux   
 - - - CCT   
 — CRI



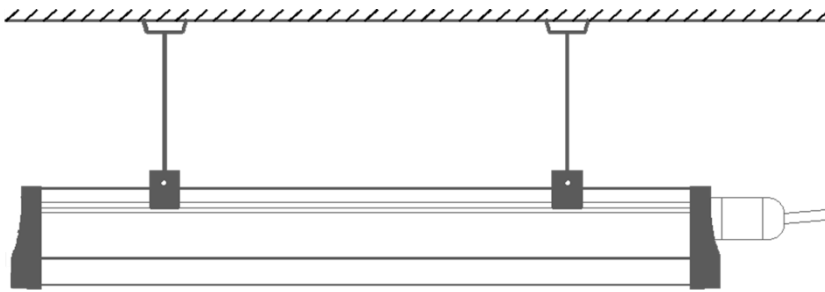
# LED Tri-proof light

## Wiring diagram


Cautions:

Before installation, be sure to cut off electricity to avoid electric shock.


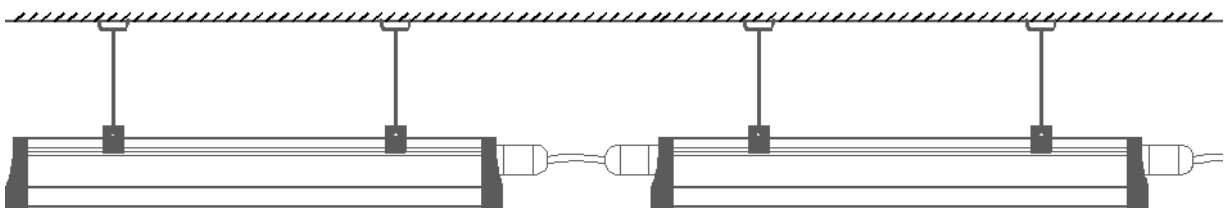
This is one end wiring LED Tri-proof light with build-in driver. Powered by the voltage labeled on the LED Tri-proof light , no need to add other drivers.



**A** hanging



**B** Ceiling type



# LED Tri-proof light

## Package Information

Item	Length	O'ty per carton (pcs)	G.W (KG)	Carton size L*W*H (mm)
FLT-TP-L6	0.6m	20	18.5	680*420*300
FLT-TP-L12	1.2m	10	16.5	1280*420*160
FLT-TP-L15	1.5m	10	20	1580*420*160

