

LED

# WATER PROOF TUBE LIGHT

Specification sheet



IP66 IK10



## PRODUCT DESCRIPTION

**Fulton** Tri-proof tube light is usually used in environment which require water-proof ,dust-proof ,corrosion-proof lighting ,such as shopping mall , warehouse and other indoor places . The lamp features with smooth surface , no dust deposition ,can be ceiling mounted or suspending mounted.

## FEATURES:

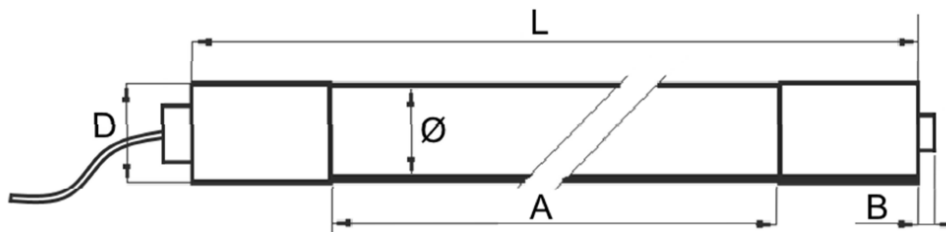
- Water-proof design without adhesive, so there is no water leakage caused by adhesive aging , Convenient to disassemble;
- Light panel and PSU adopt modular design, connected via terminals, easy and convenient to Maintain, no need of soldering;
- Energy saving and eco-friendly, no IR or UV, no mercury contamination , RoHS compliant;
- High transmittance PC cover transmit soft light + small power LEDs, high light efficiency, uniform Light; No dark spot;
- High efficient heat dissipation, LEDs and power supply with low temperature rise, high stability under Continuous working;
- Can be switched on/off frequently, good color rendering performance. Compact appearance, novel design style, easy to install and transport;

## APPLICATIONS:

Refrigeration/Freezers  
Chicken farm / Cattle farm



### Dimensions(mm)



| Item          | Dimensions |        |        |        |        |
|---------------|------------|--------|--------|--------|--------|
|               | L (mm)     | A (mm) | φ (mm) | D (mm) | B (mm) |
| FLT-T8P-10L6  | 588        | 484    | 26     | 30     | 6.5    |
| FLT-T8P-18L12 | 1173       | 1073   | 26     | 30     | 6.5    |
| FLT-T8P-22L15 | 1473       | 1373   | 26     | 30     | 6.5    |

**Standard**



**IK10** **IP66**  
IMPACT PROTECTION OUTDOOR RATED



**Technical specifications(Ta=25 °C)**

| Model                    | FLT-T8P-10L6                  | FLT-T8P-18L12  | FLT-T8P-22L15  |
|--------------------------|-------------------------------|----------------|----------------|
| Length                   | 60 cm (2 feet)                | 120cm (4 feet) | 150cm (5 feet) |
| Power                    | 10 W                          | 18 W           | 22 W           |
| Weight                   | 0.13 KG                       | 0.23 KG        | 0.29 KG        |
| Cover                    | Diffusion                     |                |                |
| Energy Efficiency Class  | A+                            |                |                |
| Electrical Protection    | Class 2                       |                |                |
| Color                    | 3000K / 4000K / 5000K / 6000K |                |                |
| CRI                      | >80                           |                |                |
| Rated luminous Flux(lm)  | 1400-1500                     | 2520-2700      | 3080-3300      |
| Driver                   | FULTON                        |                |                |
| Input Voltage            | 200~240V AC 50/60Hz           |                |                |
| Power Factor             | ≥0.92                         |                |                |
| THD                      | ≤20%                          |                |                |
| Beam angle               | 270°                          |                |                |
| Average Lifespan Ta25 °C | >50,000 hours                 |                |                |
| Warranty                 | 5 years                       |                |                |
| Operating Temperature    | -20°C ~+45°C                  |                |                |
| IP Rating                | IP66                          |                |                |
| Standard                 | CE、RoHS、D-MARK、WEEE、IK10      |                |                |

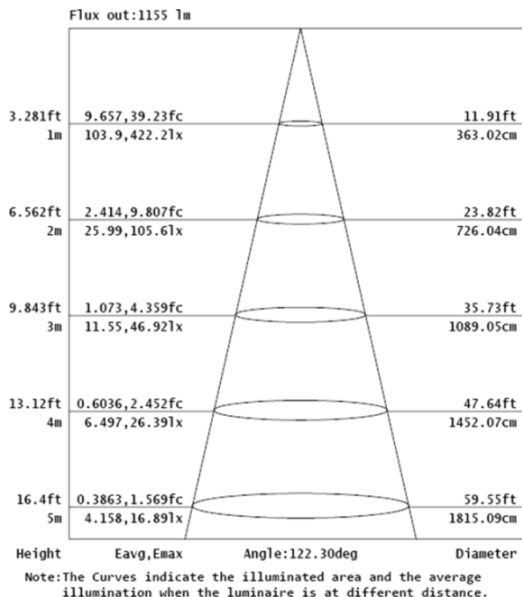
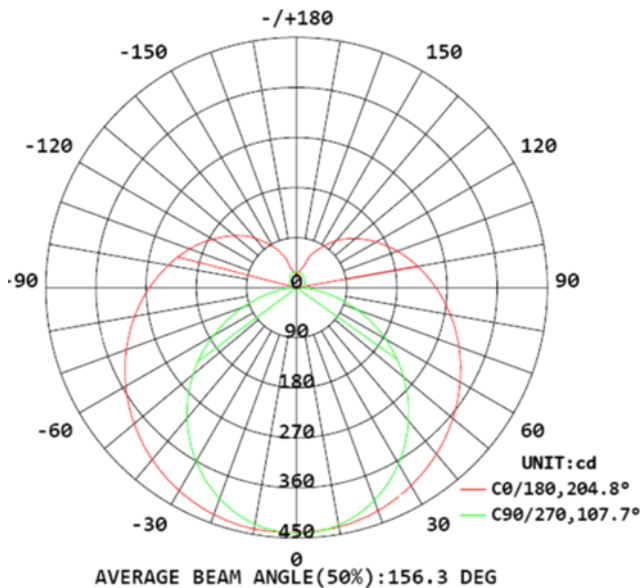
\*Note: 1) 3000K comes up with lower lumen. 2) Luminous Flux tolerance ±5%. 3) The above data are tested by Fulton instruments.

\*Please contact your Fulton representative to order products that don't have order codes listed here or any info required

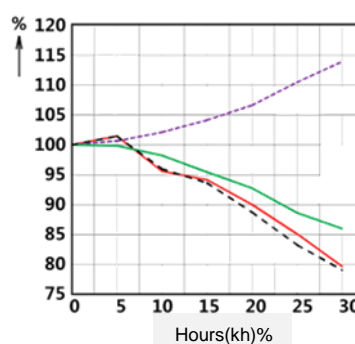
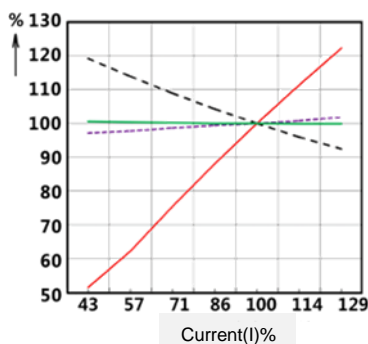
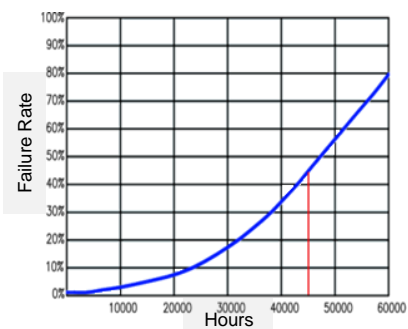
\*Due to continuing product improvements, Fulton Lighting reserves the right to change the specifications without notice.

# LED Water proof tube light

## Photometric Diagram

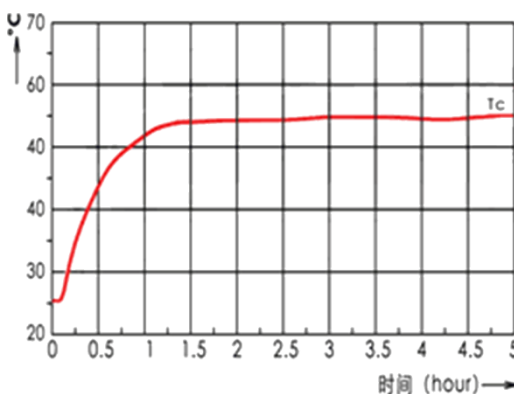



## Lifetime + Sustainability



— Luminous Efficacy    - - Rated Luminous Flux    - - - CCT    — CRI

↓ Test Temperature



# LED Tri-proof light

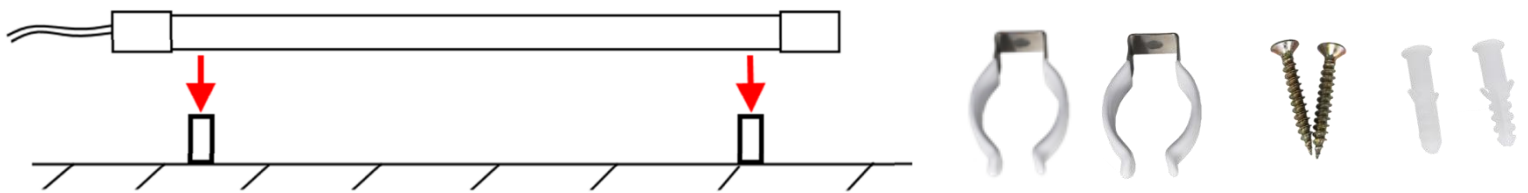
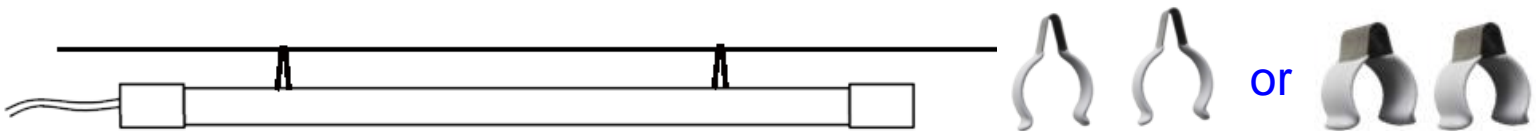
## Installation diagram

Cautions:

Before installation, be sure to cut off electricity to avoid electric shock.

This is LED water proof tube light with build-in driver. Powered by the voltage labeled on the LED Tri-proof light, no need to add other drivers.

## Accessories





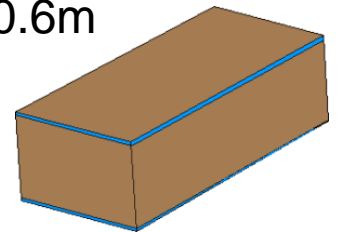
# LED Tri-proof light

## Package Information

| Item       | Length | O'ty per carton (pcs) | G.W (KG) | Carton size L*W*H (mm) |
|------------|--------|-----------------------|----------|------------------------|
| FLT-TP-L6  | 0.6m   | 25                    | 8        | 675*200*200            |
| FLT-TP-L12 | 1.2m   | 25                    | 10       | 1260*200*200           |
| FLT-TP-L15 | 1.5m   | 25                    | 12       | 1560*200*200           |



0.6m



1.2m/1.5m

